





My Learning, My Future

**Where can studying Product Design
take you?**

Highlighting the relevance of Product Design
to future careers and opportunities





Why Product Design matters

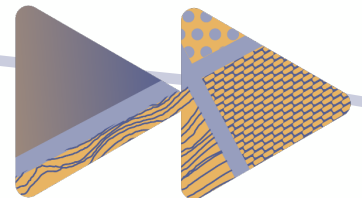
Have you ever considered where studying Product Design can take you?


Today, we'll be exploring some of the career opportunities that are available to you, as well as the various pathways you can take to get there.

What careers can you think of that use Product Design?

What do you think these roles involve (daily task, etc.)?

What skills do you think you might need for these roles?





Explore a career as a...

Here are some
example roles and
careers linked to
Product Design



Electrical Engineer

BBC Bitesize Video

Product Designer


BBC Bitesize case study



Wood Worker/
Furniture Maker

BBC Bitesize case study

BBC Bitesize case study



Explore a career as a...

Here are some
example roles and
careers linked to
Product Design



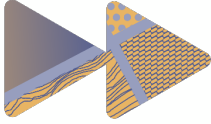
Architectural
Assistant/
Technologist

BBC Bitesize Profile



Steel Fixer

BBC Bitesize Video



Discover more about the role

Explore careers using National Careers Service and find out about what jobs involve and how they are right for you

Includes:

- Average Salary
- Typical Hours
- Work patterns
- Pathways/How to Become
- Essential Skills
- Daily Tasks

Research Ideas:

Electrical Engineer
Product Designer
Wood Worker/Furniture Maker
Architectural
Assistant/Technologist
Steel Fixer

National Careers Service

We provide information, advice and guidance to help you make decisions on learning, training and work.

This service is available to people who live in England.

Skills assessment	Explore careers	Find a course
Learn more about your skills and match them to potential new careers.	Choose from over 800 career profiles to discover what each job involves.	Look for online learning opportunities and training courses local to you.
Assess your skills	Search job profiles	Look for courses

Careers advice

Making career choices	Getting a job	Progressing your career
Whether starting your career, changing job or if you have been affected by COVID-19, understand and make the right choice for you.	Be successful in the recruitment process with tips on great CVs, interviews and graduate scheme applications.	Move up in your career by developing new skills. Find opportunities like volunteering and online learning.

About us

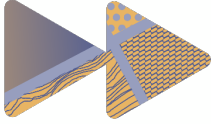
The National Careers Service can help you with your career, learning and training choices. [Find out more](#) about the different ways we can support you.

Speak to a careers adviser

Wherever you are in your decision-making, you can call us on [0800 100 900](tel:0800100900) or [use webchat](#).

Follow us

[Twitter](#)
[Facebook](#)
[LinkedIn](#)
[YouTube](#)



Where can Product Design take you

Pathways at 16


Example Post 16 Routes

- A-Level Product Design
- A-Level Design and Technology
- BTEC Engineering
- T-Level Design, Surveying and Planning for Construction
- T-Level Building Services, Engineering for Construction
- T-Level Onsite Construction

Apprenticeship Ideas

- Furniture Design Technician
- Puppet Maker
- Construction





Where can Product Design take you

Pathways at 18


Example Degrees:

- Product Design
- Product Design and Technology
- Engineering

Apprenticeship Ideas

- Furniture Design Technician
- Puppet Maker
- Construction





Essential Skills

Here are three key skills needed for a career that uses **Product Design**.



The use of imagination and the generation of new ideas

Video

[Watch here](#)

Skills Builder
Resource KS3

[Short Lesson
Creativity Step
6-8](#)

Skills Builder
Resource KS4

[Short Lesson
Creativity Step
8-10](#)



The oral transmission of information or ideas

[Watch here](#)

[Short Lesson
Speaking Step 6-8](#)

[Short Lesson
Speaking Step
8-10](#)



The ability to find a solution to a situation or challenge

[Watch here](#)

[Short Lesson
Problem Solving
Step 6-8](#)

[Short Lesson
Problem Solving
Step 8-10](#)

The background is a light blue-grey color. It features several overlapping geometric shapes and patterns. There are two large white triangles pointing towards each other, forming a central diamond shape. The background also includes various patterns: a wood grain pattern in orange and blue, a polka dot pattern in orange and blue, a cross-hatch pattern in orange and blue, and a solid orange shape. A blue and yellow pencil is also visible, pointing towards the bottom right.

My Learning, My Future

THE **CAREERS &
ENTERPRISE**
COMPANY