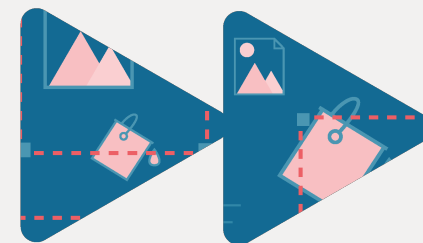
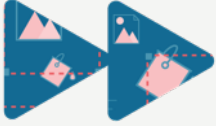


My Learning, My Future

Where can studying Graphics take you?

Highlighting the relevance of Graphics
to future careers and opportunities





Why Graphics matters

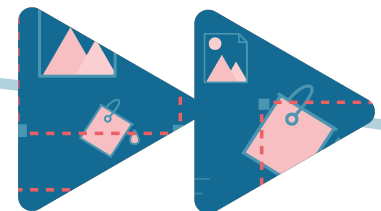
Have you ever considered where studying Graphics can take you?

Today, we'll be exploring some of the career opportunities that are available to you, as well as the various pathways you can take to get there.

What careers can you think of that use Graphics?

What do you think these roles involve (daily task, etc.)?

What skills do you think you might need for these roles?





Explore a career as a...

Here are some
example roles and
careers linked to
Graphics



Creative

BBC Bitesize case study

BBC Bitesize case study



Web Designer

iCould stories



Graphic Designer

BBC Bitesize Video



Discover more about the role

Explore careers using National Careers Service and find out about what jobs involve and how they are right for you

Includes:

- Average Salary
- Typical Hours
- Work patterns
- Pathways/How to Become
- Essential Skills
- Daily Tasks

Research Ideas:

Graphic Designer
Junior Creative
Senior Creative
Web Designer

National Careers Service

We provide information, advice and guidance to help you make decisions on learning, training and work.

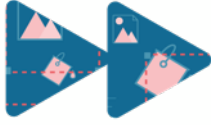
This service is available to people who live in England.

Skills assessment	Explore careers	Find a course
Learn more about your skills and match them to potential new careers.	Choose from over 800 career profiles to discover what each job involves.	Look for online learning opportunities and training courses local to you.
Assess your skills	Search job profiles	Look for courses

Careers advice

Making career choices	Getting a job	Progressing your career
Whether starting your career, changing job or if you have been affected by COVID-19, understand and make the right choice for you.	Be successful in the recruitment process with tips on great CVs, interviews and graduate scheme applications.	Move up in your career by developing new skills. Find opportunities like volunteering and online learning.

About us	Speak to a careers adviser	Follow us
The National Careers Service can help you with your career, learning and training choices. Find out more about the different ways we can support you.	Wherever you are in your decision-making, you can call us on 0800 100 900 or use webchat .	Twitter Facebook LinkedIn YouTube



Where can Graphics take you

Pathways at 16

Example Post 16 Routes

- A-Level Art and Design (Graphics)
BTEC Art and Design
T-Level Digital Production, Design and Development
- T-Level Design Surveying and Planning for Construction

Apprenticeship Ideas

- Junior 2D Artist (Visual Effects)
- Digital Marketer and Graphic Design Apprentice
- Apprentice Graphic Designer and Developer
- Junior Content Producer/Graphic Design Apprentice
- Digital Assistant Apprentice



ART AND DESIGN
WE'VE GOT THE APPRENTICESHIP FOR YOU!

JUNIOR 2D ARTISTS (VISUAL EFFECTS)
assist senior visual effects (VFX) artists with the integration of live action footage and computer generated imagery to create images for TV and film.

CULTURAL LEARNING AND PARTICIPATION OFFICERS
plan and co-ordinate artistic and cultural education workshops and community engagement projects.

DIGITAL MARKETERS
define, design, build and implement digital campaigns across a variety of online and social media platforms to drive customer engagement.

ART THERAPISTS
use art, drama or music to carry out therapy interventions to improve a person's mental, physical health and wellbeing.

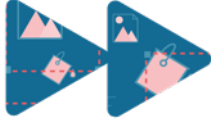
PRODUCT DESIGN AND DEVELOPMENT ENGINEERS
use engineering techniques to bring new products to life or redesign existing products.

MORE INFO

There are many other apprenticeships you might be interested in:
Furniture Design Technician, Fashion Studio Assistant, Floristry, Photographic Assistant, Puppet Maker and many more!

Brought to you by National Apprenticeship Service

Visit [apprenticeships.gov.uk](https://www.apprenticeships.gov.uk) to find out more.



Where can Graphics take you

Pathways at 18

Example Degrees:

- Graphic Design
- Creative Technology
- Video Games Design and Production
- Digital Design with placement
- Web Design

Apprenticeship Ideas

- Junior 2D Artist (Visual Effects)
- Digital Marketer and Graphic Design Apprentice
- Apprentice Graphic Designer and Developer
- Junior Content Producer/Graphic Design Apprentice
- Digital Assistant Apprentice



ART AND DESIGN
WE'VE GOT THE APPRENTICESHIP FOR YOU!

JUNIOR 2D ARTISTS (VISUAL EFFECTS)
assist senior visual effects (VFX) artists with the integration of live action footage and computer generated imagery to create images for TV and film.

CULTURAL LEARNING AND PARTICIPATION OFFICERS
plan and co-ordinate artistic and cultural education workshops and community engagement projects.

DIGITAL MARKETERS
define, design, build and implement digital campaigns across a variety of online and social media platforms to drive customer engagement.

ART THERAPISTS
use art, drama or music to carry out therapy interventions to improve a person's mental, physical health and wellbeing.

PRODUCT DESIGN AND DEVELOPMENT ENGINEERS
use engineering techniques to bring new products to life or redesign existing products.

MORE INFO

There are many other apprenticeships you might be interested in:
Furniture Design Technician, Fashion Studio Assistant, Floristry, Photographic Assistant, Puppet Maker and many more!

Brought to you by National Apprenticeship Service

Visit [apprenticeships.gov.uk](https://www.apprenticeships.gov.uk) to find out more.

[Read more >](#)



Essential Skills

Here are three key skills needed for a career that uses Graphics.



The use of imagination and the generation of new ideas

Video

[Watch here](#)

Skills Builder
Resource KS3

[Short Lesson
Creativity Step
6-8](#)

Skills Builder
Resource KS4

[Short Lesson
Creativity Step
8-10](#)



The oral transmission of information or ideas

[Watch here](#)

[Short Lesson
Speaking Step 6-8](#)

[Short Lesson
Speaking Step
8-10](#)



The ability to find a solution to a situation or challenge

[Watch here](#)

[Short Lesson
Problem Solving
Step 6-8](#)

[Short Lesson
Problem Solving
Step 8-10](#)

The background is a vibrant blue with white geometric shapes. A large, stylized letter 'A' is visible in the upper right, composed of blue and white segments. A white triangle points towards the center from the top left. A white circle is partially visible on the right edge. A white line with a small circle at its end extends from the bottom left towards the center. The overall design is modern and educational.

My Learning, My Future



THE CAREERS &
ENTERPRISE
COMPANY